



Your Success Toolkit: IXL & Tutor.com

Hey there! This guide will show you exactly how to access awesome math resources that can help you practice skills, prepare for tests, and even get live tutoring help when you're stuck. All of these tools are **FREE** for you to use!

Getting Started: Logging into Clever

Step 1: Open Your Browser

Open Chrome or another web browser on your computer, tablet, or phone.

Step 2: Go to Clever

Type **clever.com** in your address bar or use your school's direct Clever login link.

Step 3: Log In

Enter your school username and password (the same ones you use for school computers). If you're not sure what these are, ask your teacher!



Finding IXL in Your Clever Dashboard

Once you're logged into Clever, you'll see a dashboard with various app icons.

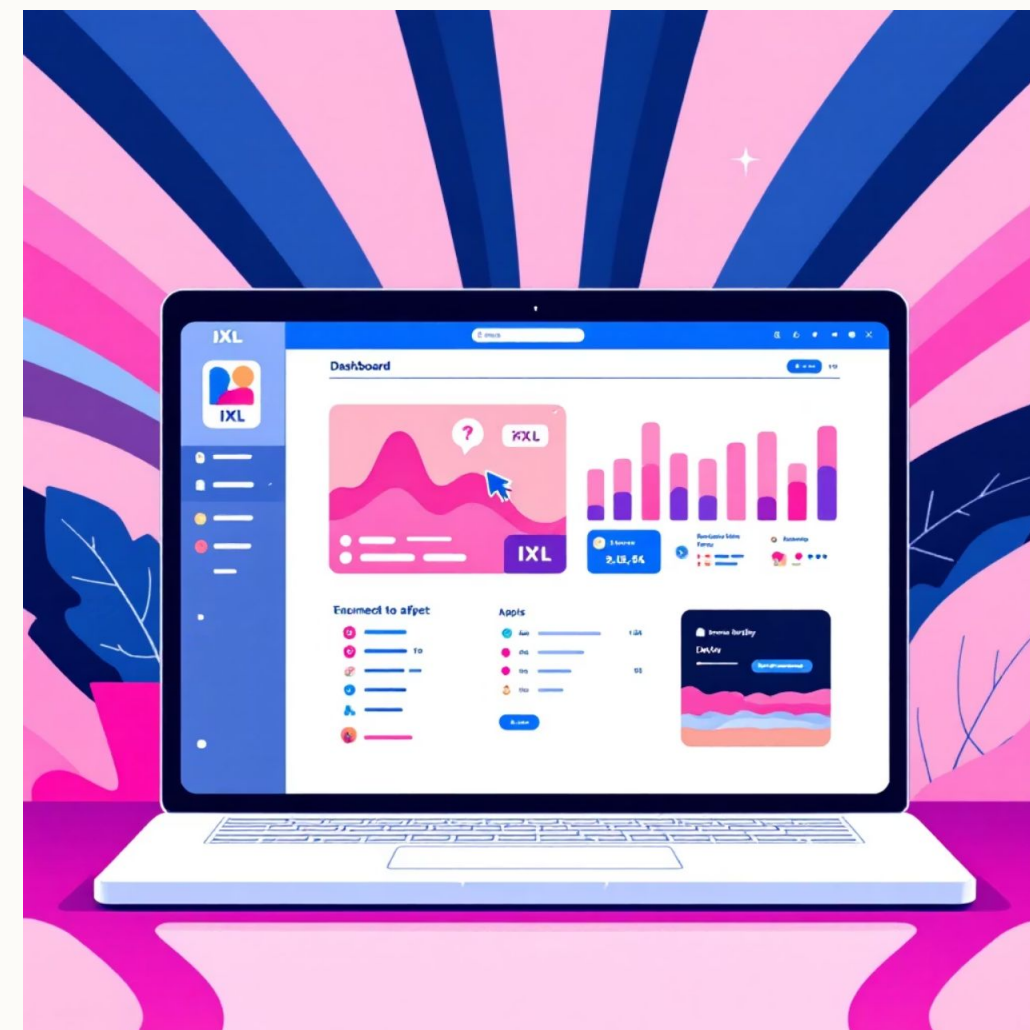
1 Locate the IXL Icon

Look for the blue IXL logo in your list of applications.

2 Click the Icon

One click and you're in! Clever will automatically log you into IXL - no need to enter your password again.

Can't find IXL? Ask your teacher for help or check if it's in a specific folder in your Clever dashboard.





7th Grade Math Resources on IXL

Illustrative Mathematics Practice

Practice skills from your exact math lessons:

- Organized by unit and lesson
- Matches what you're learning in class
- Instant feedback as you practice

Link: [IXL IM 7th Grade](#)

CAASPP Test Preparation

Get ready for your state tests:

- Practice questions similar to the test
- Covers all required math concepts
- Build confidence before the real test

Link: CAASPP Prep Grade 7

8th Grade Math Resources on IXL

Illustrative Mathematics Practice

Master your 8th grade math skills:

- Follows your classroom curriculum
- Step-by-step guidance when you're stuck
- Track your progress on each skill

Link: [IXL IM 8th Grade](#)

CAASPP Test Preparation

Prepare for success on state assessments:

- Targeted practice for test standards
- Questions at various difficulty levels
- Review all 8th grade math concepts

Link: [CAASPP Prep Grade 8](#)



How to Use IXL

Effectively

Choose the Right Skills

Select skills that match what you're learning in class or topics you find challenging. Your teacher might assign specific skills for you to practice.

Read the Explanations

When you get a question wrong, IXL explains why. Take time to read these explanations - they'll help you learn from your mistakes and do better on the next question.

Aim for a SmartScore of 80+

IXL uses "SmartScore" to track your progress. A score of 80 or higher shows you understand the concept well. Keep practicing until you reach this goal!

Practice Regularly

Even 15 minutes a day can make a big difference in your math skills. Try to practice at least 3 times a week for the best results.

What is Tutor.com?

Need help with homework? Studying for a test? Tutor.com connects you with **expert tutors** who can help you right away!

Free Live Tutoring


Get one-on-one help from a real tutor through chat and an interactive whiteboard - all at no cost to you!

Available When You Need It

Access tutors online after school hours, evenings, and even weekends when you're working on homework.

Help in Multiple Subjects

Not just for math! Get help with science, English, social studies, and more.



Accessing Tutor.com Through

Clever

Step 1: Log into Clever

Use the same Clever login process we covered earlier.

Step 2: Find Tutor.com


Look for the Tutor.com icon in your Clever dashboard and click it.

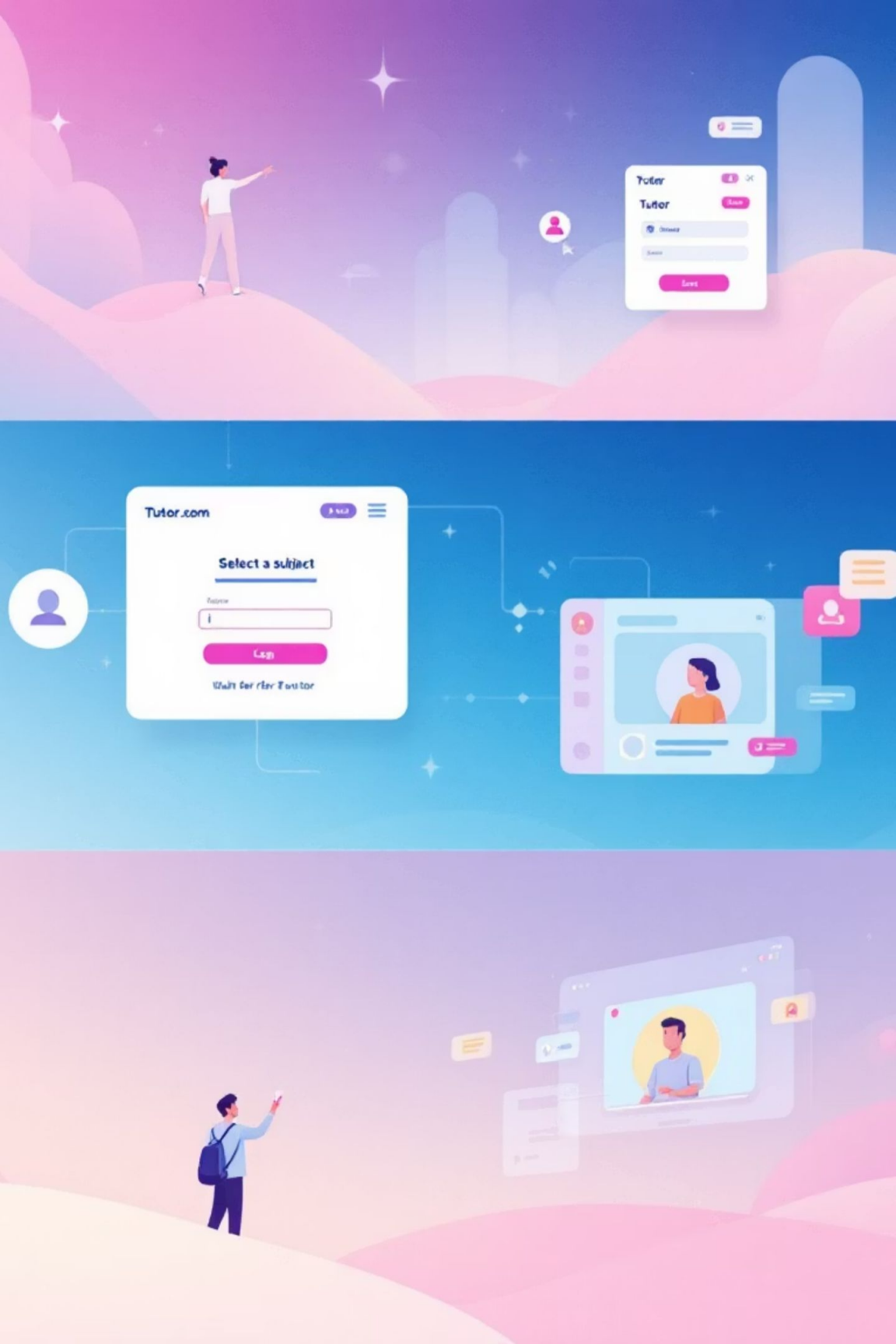
Step 3: Choose Your Subject

Select "Math" or the subject you need help with from the options.

Step 4: Connect with a Tutor

Click "Connect with a Tutor Now" and wait to be matched with an available expert.

 **Pro Tip:** Have your homework or specific questions ready before connecting with a tutor. This makes your session much more productive!



How to Have a Great Tutoring Session



1 Be Specific

Tell the tutor exactly which problem or concept you're struggling with.

2 Ask Questions

Don't be shy! Ask for clarification if you don't understand something.

3 Try Problems Yourself

Tutors will guide you, but learning happens when you work through problems.

4 Take Notes

Write down key steps and explanations to review later.

Remember: Tutors are there to help you learn, not just give you answers!



Ready to Boost Your Math Skills?

Ask Your Teacher

Not sure which IXL skills to practice? Your teacher can recommend specific skills that align with what you're learning in class.

Set Goals

Challenge yourself to master 2-3 new IXL skills each week or schedule one Tutor.com session when you have difficult homework.

Track Your Progress

Keep a log of the skills you've practiced and the scores you've earned to see your improvement over time.

Remember, these resources are here to help **YOU** succeed!

Questions? Ask your teacher for help getting started.